



Rheology Properties of Castor Oil: Temperature and Shear Rate-dependence of Castor Oil Shear Stress

Abdelraziq IR* and Nierat TH

Physics Department, An-Najah National University, Nablus, Palestine

Abstract

The dynamic viscosity of castor oil was measured as a function of shear rate at different temperature ranged from 1.7°C to 62°C. In this study, shear stress and the dynamic viscosity as a function of temperature of castor oil decrease with increasing temperatures. Three and multi-constant formulas were proposed to obtain more suitable prediction of temperature dependence of shear stress and dynamic viscosity of castor oil. The best AAD% was calculated using our proposed formulas to be 0.03%. This work shows that the behavior of castor oil at the temperature ranged from 1.7°C to 62°C is Newtonian behavior by fitting the model of power law.

Keywords: Castor oil; Viscosity; Shear stress; Temperature; Formulas

Introduction

The rheology is the science of deformation and the study of the manner in which materials respond to applied stress or strain [1,2]. There are several studies that proposed alternative equations to describe the dynamic viscosity of liquids as a function of temperature. Two constant, three constant and multi-constant forms were expressed to describe the viscosity of vegetable oil as a function of temperature. Stanciu in his study, proposed four relationships of dynamic viscosity temperature dependence for vegetable oils. The purpose of his study was to find a polynomial or exponential dependence between temperature and dynamic viscosity of vegetable oil [3]. Giap derived an equation to replace the well-known Arrhenius-type relationship, his model was tested by using six vegetable oils [4]. Multi-constant forms to represent the liquid viscosity as a function of temperature was proposed by Thorpe and another by Daubert [5,6]. Three-constant forms also were proposed by De Guzman and by Vogel [7,8]. The modified versions of the Andrade equation were used by Abramovic to describe the effect of temperature on dynamic viscosities for a number of vegetable oils. In addition, new forms to describe the effect of temperature on viscosity were suggested by Abramovic [9].

The flow behavior of liquids (Newtonian or non-Newtonian) was explained by Zhou. In his paper, the shear rate and temperature dependencies of viscosity of alumina nano-fluids were investigated experimentally [10]. The dynamic viscosity and shear stress, as a function of shear rate of chitosan dissolved in weakly acid solutions were studied by Esam. His results showed that shear thinning behavior is pseudoplastic (non-Newtonian behavior) at temperature range from 20°C to 50°C, but it is showed more remarkable at lower temperature [11]. In Akhtar's study, Newtonian or Non-Newtonian behaviors of different oil samples (olive, almond, coconut, castor, sesame, cotton seed, sunflower and paraffin) were investigated. All the samples of oil investigated were found to possess Newtonian behavior with little deviation in olive and coconut oils [12]. Giap in his study, few food grade vegetable oils were subjected to viscometer measurements of viscosity at shear rate and temperature ranged from 3 to 100 rpm, and 40°C to 100°C, respectively. Results have shown that vegetable oils behaved as pseudoplastic [13]. Rheological properties of different samples of olive oils were obtained in a wide range of temperature by Ashrafi [14]. The dynamic viscosity of three commercial coconut fats was measured as a function of shear rate. The flow behavior of coconut fats was explained according to Newton's equation. The dynamic viscosity of coconut fats at different temperatures was used to calculate the flow

activation energy [15]. Fasina in his study, the viscosities and specific heat capacities of twelve vegetable oils were experimentally determined as a function of temperature (35°C to 180°C) [16]. The temperature-dependent rheological behavior of un-used (soybean, sunflower, olive, rapeseed, corn, rice and the mixtures soybean + olive and sunflower + olive) and used vegetable cooking oils was evaluated by Santos [17]. The viscosities of the three oil types (soybean oil, Sunflower oil and Canola oil) were investigated as a function of the shear rate and also shear stress as a function of shear rate at temperatures ranging from 10°C to 80°C [18]. In Stefanescu's paper the variation of the dynamic viscosity with the shear stress for non-additive vegetable oils rape seed and soya bean [19]. The viscosity as a function of temperature from 24°C to 110°C was measured by Nouredini for a number of vegetable oils (crambe, rapeseed, corn, soybean, milk- weed coconut, and lesquerella) [20].

The aim of this study is to evaluate the rheological properties of castor oil. The dependence of dynamic viscosity of castor oil on temperature, shear rate and shear stress will be studied. The relationship between the dynamic viscosity of castor oil with temperature shear rate and shear stress will be found by fitting equations. The flow behavior of castor oil will be explained whether it is Newtonian or non-Newtonian.

Theory

Viscosity is a measure of the resistance to flow or shear. There are two types of viscosity:

Dynamic viscosity (η)

Dynamic viscosity which is defined as the ratio of shear stress (force over cross section area) to the rate of deformation (the difference of velocity over a sheared distance) and it is presented as:

*Corresponding author: Abdelraziq IR, Physics Department, An-Najah National University, Nablus, Palestine, Tel: 092345113; E-mail: ashqer@najah.edu

Received November 18, 2015; Accepted December 05, 2015; Published December 15, 2015

Citation: Abdelraziq IR, Nierat TH (2015) Rheology Properties of Castor Oil: Temperature and Shear Rate-dependence of Castor Oil Shear Stress. J Material Sci Eng 5: 220. doi:10.4172/2169-0022.1000220

Copyright: © 2015 Abdelraziq IR, et al. This is an open-access article distributed under the terms of the Creative Commons Attribution License, which permits unrestricted use, distribution, and reproduction in any medium, provided the original author and source are credited.

$$\eta = \frac{\tau}{\frac{\partial u}{\partial x}} \quad (1)$$

Where, η is the dynamic viscosity in Pascal-second (Pa.s); τ is shear stress (N/m²); and, $\frac{\partial u}{\partial x} = \dot{\gamma}$ is rate of deformation or velocity gradient or better known as shear rate (1/s).

Kinematic viscosity (ν)

The Kinematic viscosity requires knowledge of mass density of the liquid (ρ) at that temperature and pressure. It is defined as:

$$\nu = \frac{\eta}{\rho} \quad (2)$$

Where, ν is kinematic viscosity in centistokes (cSt), ρ is in g/cm³ [21]. Fluids such as water and benzene are Newtonian. This means that a plot of shear stress versus shear rate at a given temperature is a straight line with a constant slope that is independent of the shear rate. This slope is the viscosity of the fluid. Also, the plot passes through the origin, that is, the shear rate is zero when the shear stress is zero [22].

Any fluid that does not obey the Newtonian relationship between the shear stress and shear rate is called non-Newtonian. In this case, the slope of the shear stress versus shear rate curve will not be constant as one changes the shear rate. When the viscosity decreases with increasing shear rate, one calls the fluid shear-thinning. In the opposite case where the viscosity increases as the fluid is subjected to a higher shear rate, the fluid is called shear-thickening. Shear-thinning fluids also are called pseudoplastic fluids. The behavior of liquids is usually evaluated by applying the power law model of the form:

$$\tau = k\dot{\gamma}^n \quad (3)$$

Where τ is shear stress (N/m²), $\dot{\gamma}$ is shear rate (1/s). K is the consistency coefficient (N/m².sn) and n is the flow behavior index [2].

The flow index of Eq.(3) will be calculated. If the flow index (n) of a liquid is 1, then it is Newtonian and if the value of flow index deviated from 1 then it shows the Non-Newtonian behavior. Several studies have been carried out on the effect of temperature on dynamic viscosity of vegetable oil. Many empirical relations have been proposed to describe this temperature dependence. Simple form of Andrade equation generally used to describe the effect of temperature on dynamic viscosity given by:

$$Ln\eta = A + \frac{B}{T} \quad (4)$$

Nierat used the Andrade equations of three-constant formula are represented in the following equation [23,24]. $Ln\eta = A + \frac{B}{T} + CT$ (5)

Neelamegam and Abramovic also used Eq.5 in their study [9,25]. Another formula of three-constant of Andrade equation was used by Neelamegam and Abramovic, which is given by [9,25]:

$$Ln\eta = A + \frac{B}{T} + \frac{C}{T^2} \quad (6)$$

Where η is the dynamic viscosity in Pa.s, T is the temperature in Kelvin. A , B and C are constants. The constants of Eq.(5) of castor oil and other oils are presented by Neelamegam [25].

A polynomial dependence between temperature and dynamic viscosity of vegetable oil was found by Stanciu, which are:

$$\eta = A + BT + CT^2 \quad (7)$$

$$\eta = A + BT + CT^2 + DT^3 \quad (8)$$

Where η is the dynamic viscosity in Pa.s and T is the temperature in Kelvin. A , B , C and D are constants [3].

Methodology

The viscosity of grad castor oil samples of crop 2012 from AL-Zahra factory was measured as a function of shear rate at different temperature. Shear rate and temperature ranged from 6 to 60 rpm, and 2°C to 60°C, respectively. The experimental data were fitted and the correlation constants of the best fits were estimated.

Experimental apparatus

The viscosity of castor oil samples were measured using the NDJ-1 Rotational Viscometer with accuracy $\pm 5\%$. The spindles SP-2, SP-3 and SP-4 were operated at different speeds (6, 12, 30 and 60 rpm). Temperature was measured using Digital Prima Long Thermometer with accuracy $\pm 1\%$ which measures temperature ranges from -20°C to $+100^\circ\text{C}$. The Refrigerated and Heating Circulators F25-HD was used to increase and decrease the temperature of the castor oil samples to a specific temperature.

Statistical analysis

Some empirical relations were found to describe the dependence of dynamic viscosity and shear stress on temperature. The statistical analysis of the data was done by using Microsoft Excel Program. The correlation constants for the best fit were estimated. The best fit equation was chosen based on the percentage of average absolute deviation (%AAD) of the data [21].

Results and Analysis

The dependence of shear stress on shear rate

Newtonian or Non-Newtonian behavior of castor oil was investigated at different temperature ranged from 1.7°C to 62°C . Castor oil shows Newtonian behavior at the temperature ranged from 1.7°C to 62°C . Our experimental data of dynamic viscosity of castor oil was fitted using the model of power $\tau = k\dot{\gamma}^n$ law. The values of flow index (n) and the consistency coefficient (K) are tabulated in Table 1. According to power law model, if the flow index (n) of a liquid is 1, then it is Newtonian and if the value of flow index deviates from 1 then it shows the Non-Newtonian behavior. Table 1 shows that castor oil has flow index value very close to 1 at the temperature ranged from 1.7°C to 62°C .

Figures 1a-2b show our experimental data and our fitting curves using power law model of shear stress of castor oil as a function of shear rate.

The dependence of dynamic viscosity on temperature

The dynamic viscosity of castor oil as a function of temperature is plotted in Figure 3. A comparison was made between the measured experimental data of dynamic viscosity (η_{exp}) and the previously calculated values (η_{cal}). The calculated values found by three-constant formula of Andrade's $Ln\eta = A + \frac{B}{T} + CT$. Where A , B and C are constants for castor oil (Table 2). It was found that the literature values didn't fit our experimental data. Using Andrade's formulas, the AAD% values were found by this work to be 99.96%. As a result, Andrade's formula was not the best fit for our experimental data of dynamic viscosity of castor oil. Accordingly, a modification was introduced to Andrade's formula in order to obtain a suitable description of our experimental data of dynamic viscosity as a function of temperature. The constants

of Andrade's formula were determined using the modification. Our experimental values (η_{exp}) and calculated values (η_{cal}), using the modified form of Andrade's formulas of dynamic viscosities at different temperatures is given. AAD% value of the modified form of Andrade's formulas was found to be 0.48%. The results indicate that the modified form of Andrade's formula didn't fit exactly our experimental data. The values of the constants of the modified form of Andrade's formula are given in Table 3. These values are in disagreement with Neelamegam's values (Table 2) [25].

Multi-constant formulas were proposed by this work to obtain more suitable prediction of temperature dependence of dynamic viscosity of castor oil. The η_{exp} and η_{cal} were used to propose the formulas that fit our experimental data. That is, AAD% value is chosen to select the suitable prediction. It is found that our proposed formula of multi-constant to be $\eta = A + \frac{B}{t} + CLn(t) + Dt^E$ which fits our experimental data of dynamic viscosity. Our calculated values of A, B, C, D, E and AAD% of the data, are given in Table 4 shows that AAD% = 0.03%; therefore, our proposed multi-constant formulas are more suitable to describe the temperature dependence of dynamic viscosity of castor oil. Figure 4 shows our experimental data and our fitting curves using our proposed multi-constant formula of dynamic viscosity of castor oil as a function of temperature.

The dependence of shear stress on temperature

The shear stress of castor oil as a function of temperature at 60 rpm is plotted in Figure 5. Three and multi-constant formulas were

T (°C)	K	n	SP
1.7	10.81	0.96	4
2	06.34	1.05	
4	04.40	1.09	
6	03.60	1.11	
8	02.84	1.11	
10	03.21	1.06	
12	02.54	1.04	
14	02.36	1.04	
16	02.07	1.03	3
18	00.82	1.05	
20	00.66	1.05	
22	00.52	1.07	
24	00.52	1.04	
26	00.43	1.05	
28	00.39	1.06	
30	00.35	1.06	
32	00.31	1.06	2
34	00.36	1.00	
40	00.33	1.00	
42	00.30	0.99	
44	00.29	0.98	
46	00.27	0.97	
48	00.23	0.98	
50	00.18	1.00	
52	00.15	1.00	
54	00.14	1.02	
56	00.11	1.04	
58	00.09	1.08	
60	00.10	1.00	
62	00.09	1.00	

Table 1: Our values of flow index (n) and the consistency coefficient (K) using power law model.

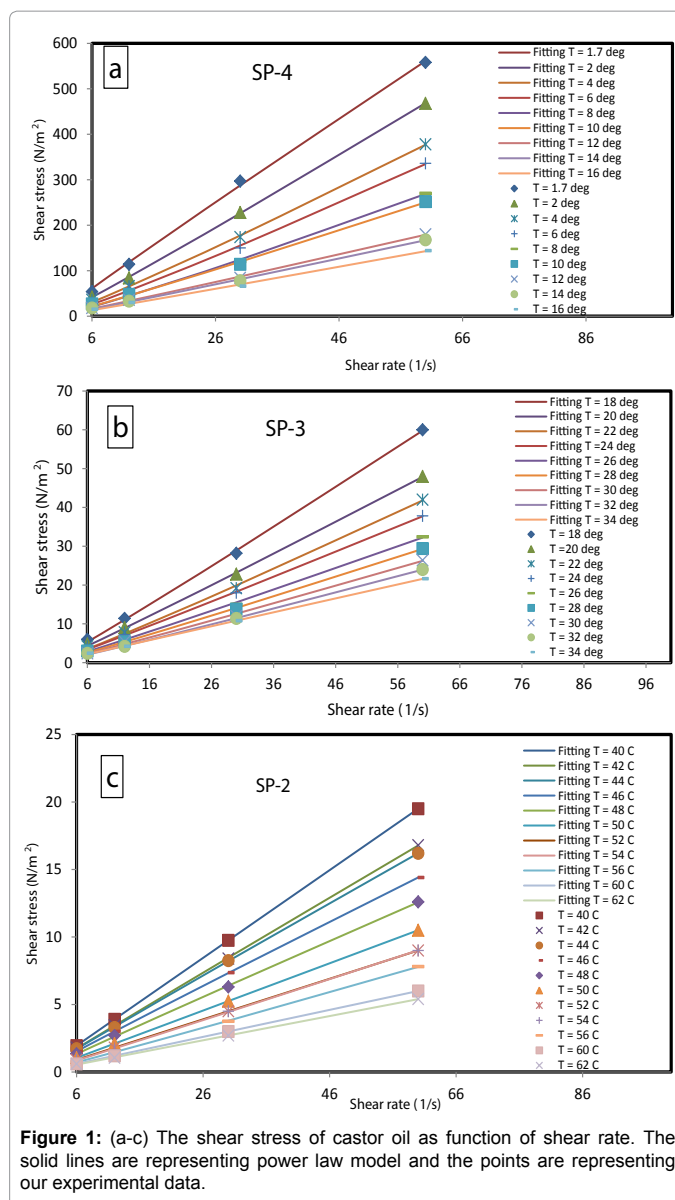


Figure 1: (a-c) The shear stress of castor oil as function of shear rate. The solid lines are representing power law model and the points are representing our experimental data.

proposed by this work to obtain suitable prediction of the dependence of shear stress of castor oil on temperature. The τ_{exp} and τ_{cal} were used to propose the formulas that fit our experimental data. That is, AAD% values are chosen to select the suitable prediction.

The experimental values of the shear stress of castor oil were fitted by using our three and multi-constant formulas. Our three and multi-constant formulas are proposed to be:

$$\tau = A + Bt^C \tag{9}$$

$$\text{Log } \tau = A + \frac{B}{(C+T)^D} \tag{10}$$

Where τ is shear stress (N/m²), T is the temperature in Kelvin, t is the temperature in degrees Celsius. Our calculated values of A, B, C, D, AAD% are given in Table 5. Table 5 shows that AAD% values of three and multi-constant are- 0.03% and -0.08% respectively; therefore, our proposed three and multi-constant formula are suitable to describe the dependence of shear stress of castor oil as a function of temperature.

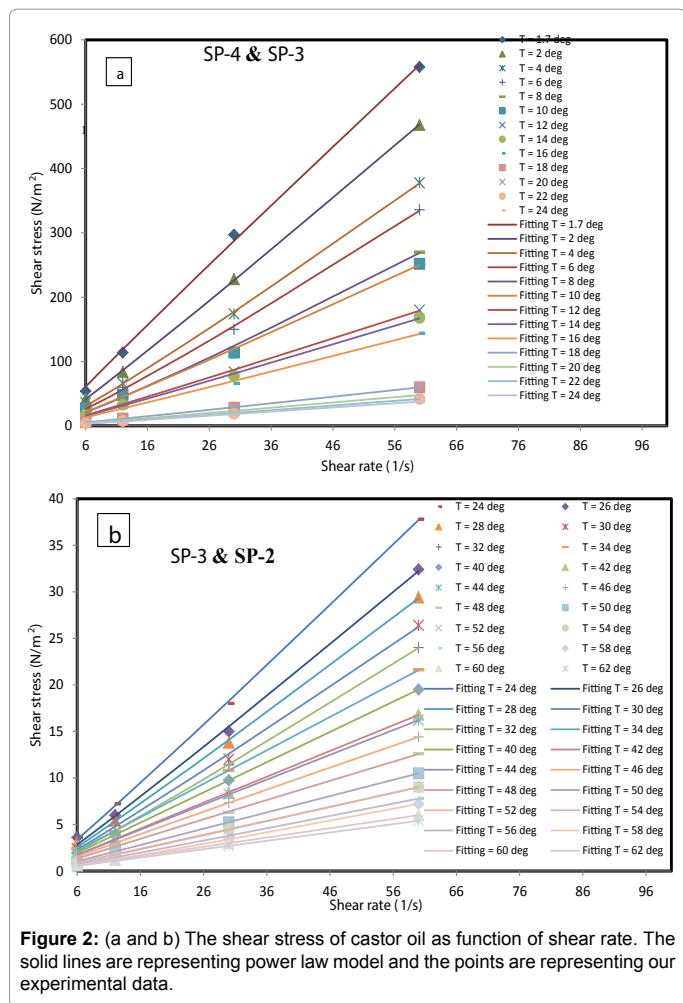


Figure 2: (a and b) The shear stress of castor oil as function of shear rate. The solid lines are representing power law model and the points are representing our experimental data.

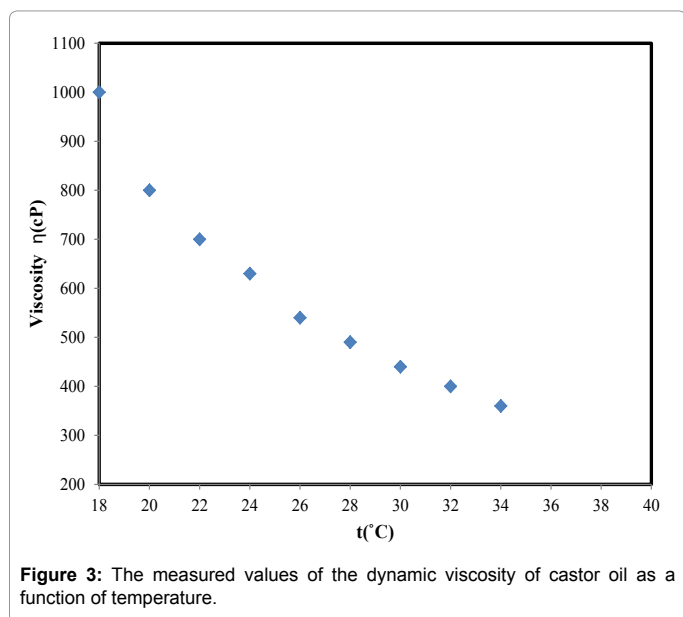


Figure 3: The measured values of the dynamic viscosity of castor oil as a function of temperature.

A	B	C	Temperature range (K)
3.1924	24.8450	-0.0389	303 - 363

Table 2: The constants given by Neelamegam using Andrade's formula.

A	B (K)	C (K ²)	Temp. Range (K)	AAD%
-10.5381	4393.397	-0.01584	291 - 307	0.48

Table 3: Our values of A, B and AAD% using the modified Andrade's formula of castor oil.

A (cP)	B (cP.°C)	C (cP)	D(cP/°C ⁵)	E	Temp Range (°C)	AAD%
-2238.88	21547.23	500.5564	60258.99	-1.60718	18 - 34	0.03

Table 4: Our values of A, B, C, D, E and AAD% using our proposed multi-constants formula.

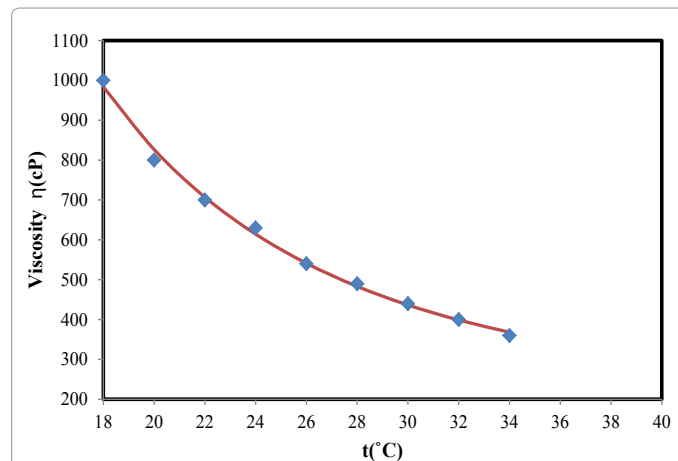


Figure 4: The dynamic viscosity of castor oil as a function of temperature. The solid lines are representing our proposed multi-constant formula and the points are representing our experimental data.

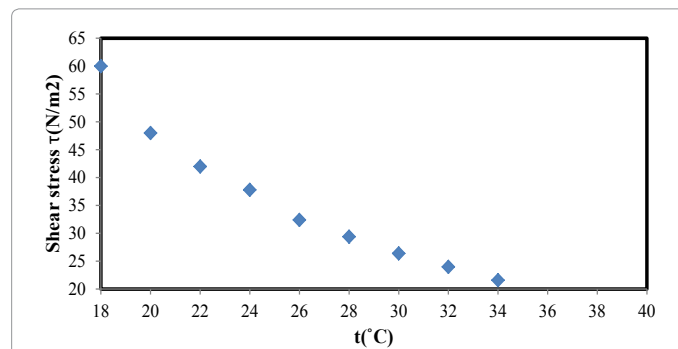


Figure 5: The measured values of shear stress of castor oil as a function of temperature at 60 rpm.

The formula	A	B	C	D	Temp Range	AAD%
Three-constant	7.214N/m ²	15297.458	-1.967((N/m ²) ⁰ /°C ⁵)		18 - 34°C	-0.03
Multi-constant	0.638	5.343K ⁰	-264.468K	5.638	291 - 307 K	-0.08

Table 5: Our values of A, B, C, D and AAD% using our proposed three & multi-constants formula.

Figures 6 and 7 show our experimental data and our fitting curves using our proposed three and multi-constant formulas of shear stress of castor oil as a function of temperature.

Discussion

Our measured flow index (n) values of castor oil ranged between 0.96 - 1.11 (which are very close to 1) at the temperature that ranged from 1.7°C to 62°C. Our calculated values of the coefficient (K) of

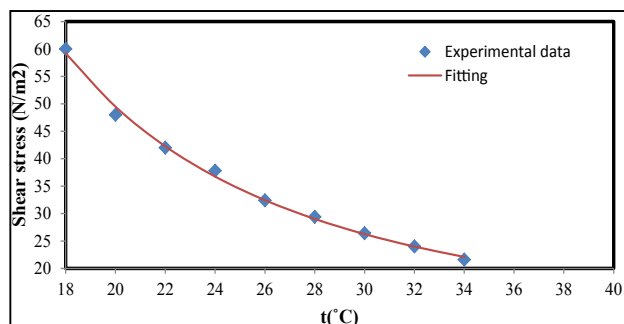


Figure 6: The shear stress of castor oil as a function of temperature. The solid lines are representing our proposed three-constant formula and the points are representing our experimental data.

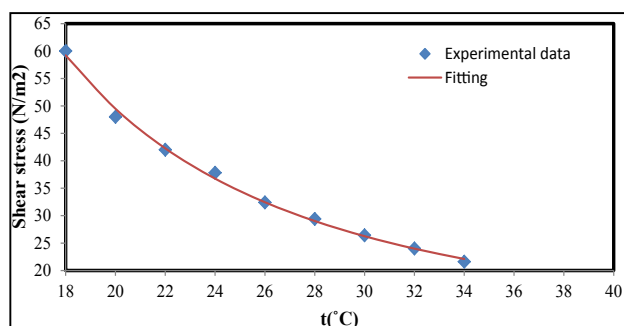


Figure 7: The shear stress of castor oil as a function of temperature. The solid lines are representing our proposed multi-constant formula and the points are representing our experimental data.

castor oil are found to be from 0.09 to 10.81. This indicates that castor oil shows Newtonian behavior at the temperature ranged from 1.7°C to 62°C. Akhtar in his study also shows the behavior of castor oil to be Newtonian in nature. Akhtar obtained the flow index of castor oil to be 0.98 at 25°C [12].

Our dynamic viscosity of castor oil was measured to be 800.00 cP at 20°C, 440.00 cP at 30°C, and 325.00 cP at 40°C. Robert obtained the dynamic viscosity of castor oil to be 986.00 cP at 20°C [26]. Robert and Neelamegam obtained the dynamic viscosity of castor oil to be 451.00 cP and 329.37 cP, at 30°C, respectively. Robert and Neelamegam obtained also 231.00 cP and 271.35 cP, at 40°C, respectively [25,26].

Our values of dynamic viscosity of castor oil at high temperatures (only) are in good agreement with Neelamegam's and Robert's values. The measured experimental results of dynamic viscosity of castor oil are compared against the previously calculated values found by Andrade's formula of three-constants which is given by $\ln \eta = A + \frac{B}{T} + CT$. For instance, the calculated value of dynamic viscosity at 30°C was found to be 0.20 cP. Where, our measured value at 30°C is 440.00 cP. This shows significant difference between our result and the literature value. This indicates that Andrade's formulas are not the best fit to be used for dynamic viscosity of castor oil. So, Andrade's formula is modified to fit our experimental values. As a result of this modification, the constants A, B and C were determined using Andrade's formula. The calculated dynamic viscosity using the modified form of Andrade's formulas at 30°C is found to be 432.84 cP, which indicates that Andrade's modified formula does not fit exactly our experimental data. The multi-constant equation given by $(\eta = A + \frac{B}{T} + C \ln(t) + D t^E)$ is proposed to obtain more

suitable prediction of temperature dependence of dynamic viscosity of castor oil. The constants of our proposed formula were estimated to give the best fit. The results of shear stress of castor oil in this study indicate that the shear stress of castor oil decreases as a function of temperature increases.

References

- Barnes HA, Hutton JF, Walters K (1989) An introduction to rheology. Elsevier, USA.
- Steffe JF (1996) Rheological methods in food process engineering. Freeman Press, USA.
- Stanciu I (2012) A new viscosity-temperature relationship for vegetable oil. J Pet Technol Altern Fuels 3: 19-23.
- Giap SGE (2010) The hidden property of arrhenius-type relationship: Viscosity as a function of temperature. Journal of Physical Science 21: 29-39.
- Thorpe TE, Rodger JW, Barnett RE (1897) On the relations between the viscosity (internal friction) of liquids and their chemical nature. Part II, Phil Trans 189: 71-107.
- Daubert TE, Danner RP (1994) Physical and thermodynamic properties of pure chemicals - data compilation design institute for Physical properties data. AIChE, Taylor and Francis, Washington DC.
- De Guzman J (1913) Relation between fluidity and heat of fusion. Anales Soc Espan Fis Y Quim 11: 353-362.
- Vogel H (1921) Das temperature abhängigkeitsgesetz der viskosität von flüssigkeiten. Physics 22: 645-646.
- Abramovic H, Klofutar C (1998) The temperature dependence of dynamic viscosity for some vegetables oils. Acta Chim Slov 45: 69-77.
- Zhou SQ, Ni R, Funfschilling D (2010) Effects of shear rate and temperature on viscosity of alumina polyalphaolefins nano fluids. J Appl Phys 107: 1-6.
- Esam A, Elham ES, Mainal A, Yahaya AH (2010) Characterization of chitosan in acetic acid: Rheological and thermal studies. Turk J Chem 34: 47-56.
- Akhtar N, Adnan Q, Ahmad M, Mehmood A, Farzana K (2009) Rheological studies and characterization of different oils. J Chem Soc Pak 31: 201-206.
- Giap SGE, Nik WMNW, Ahmad MF, Amran A (2009) The assessment of rheological model reliability in lubricating behavior of vegetable oils. Engineering e-Transaction 4: 81-89.
- Ashrafi N (2009) Effects of temperature on rheology of olive oils. ASME 2009 International Mechanical Engineering Congress and Exposition 9: 97-102.
- Tipvarakarnkoon T, Blochwitz R, Senge B (2008) Rheological properties and phase change behaviors of coconut fats and oils. Ann Trans Nordic Rheol Soc 16.
- Fasinaa OO, Colleya Z (2008) Viscosity and specific heat of vegetable oils as a function of temperature: 35°C to 180°C. International Journal of Food Properties 11: 738-746.
- Santos JCO, Santos IMG, Souza AG (2005) Effect of heating and cooling on rheological parameters of edible vegetable oils. Journal of Food Engineering 67: 401-405.
- Hojjatoleslamy M, Dehghannejada N, Zahedia A, Gharachorloob M (2011) The effect of heating on rheological behavior of vegetable edible oil.
- Stefanescu I, Calomir C, Spanu C (2003) Studies concerning the vegetable oils viscosity used as biodegradable lubricant. National Tribology Conference 237-242.
- Noureddini H, Teoh BC, Davis Clements L (1992) Viscosities of vegetable oils and fatty acids. JAOCS 69: 1189-1191.
- Viswanath S, Ghosh K, Prasad H, Dutt NVK, Rani KY (2007) Viscosity of Liquids Theory, Estimation, Experiment and Data. Springer.
- Kim S (2002) A Study of Non-Newtonian Viscosity and Yield Stress of Blood in a Scanning Capillary-Tube Rheometer.

23. Nierat TH, Mohammad S, Abdel-Raziq IR (2014) Temperature and Storage Age (Weakly Basis)-Dependence of Olive Oil Viscosity. MSAIJ 9: 445-451.
24. Nierat TH, Mohammad SM, Abdel-Raziq IR (2014) Temperature and Storage Age (Yearly Basis)-Dependence of Olive Oil Viscosity in Different Locations in Palestine. J Material Env Sci 5: 245-254.
25. Neelamegam P, Krishnaraj S (2011) Estimation of liquid viscosities of oils using associative neural networks. IJCT 18: 463-468.
26. Robert C (1979) CRC Handbook of Chemistry and Physics (59th eds.).

Citation: Abdelraziq IR, Nierat TH (2015) Rheology Properties of Castor Oil: Temperature and Shear Rate-dependence of Castor Oil Shear Stress. J Material Sci Eng 5: 220. doi:[10.4172/2169-0022.1000220](https://doi.org/10.4172/2169-0022.1000220)

OMICS International: Publication Benefits & Features

Unique features:

- Increased global visibility of articles through worldwide distribution and indexing
- Showcasing recent research output in a timely and updated manner
- Special issues on the current trends of scientific research

Special features:

- 700 Open Access Journals
- 50,000 Editorial team
- Rapid review process
- Quality and quick editorial, review and publication processing
- Indexing at PubMed (partial), Scopus, EBSCO, Index Copernicus, Google Scholar etc.
- Sharing Option: Social Networking Enabled
- Authors, Reviewers and Editors rewarded with online Scientific Credits
- Better discount for your subsequent articles

Submit your manuscript at: <http://www.omicsgroup.org/journals/submission>